

iOS Installation Guide

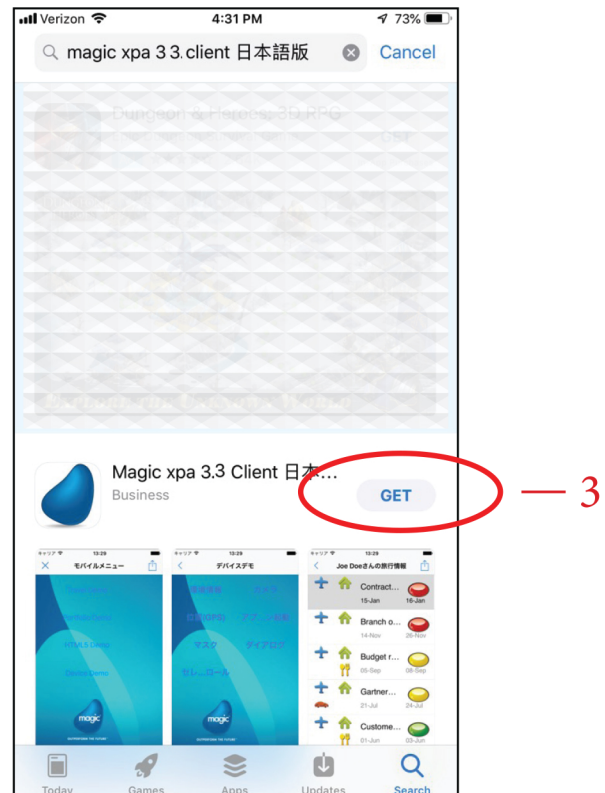
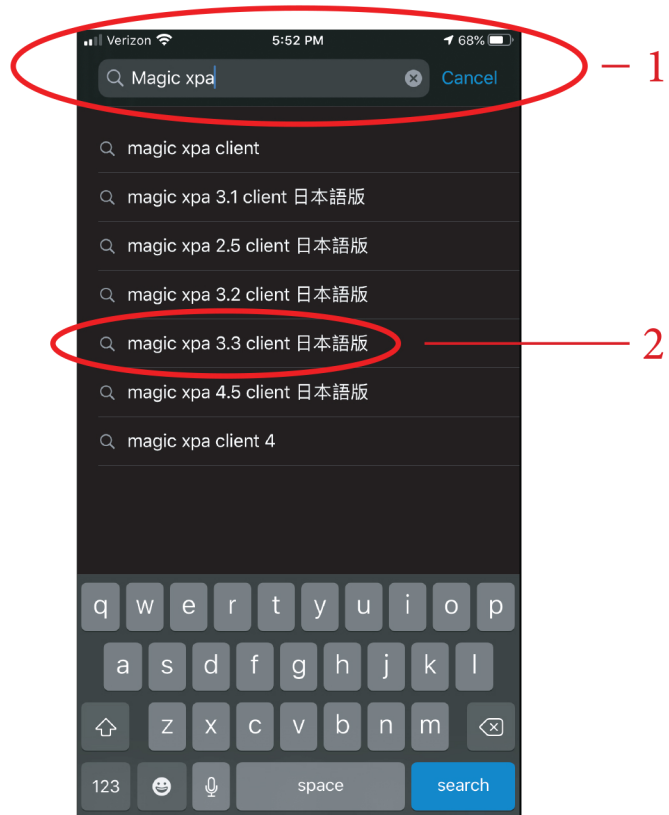
Instructions:

☑ Go To:

- AppStore
- Look for the search bar found on the top of the screen
 - ☑ (can also click the magnifying glass icon on the bottom right)
- Search " Magic xpa 3.3 Client" ¹
- Select "Magic xpa 3.3 Client" application ²

☑ After selecting the app:


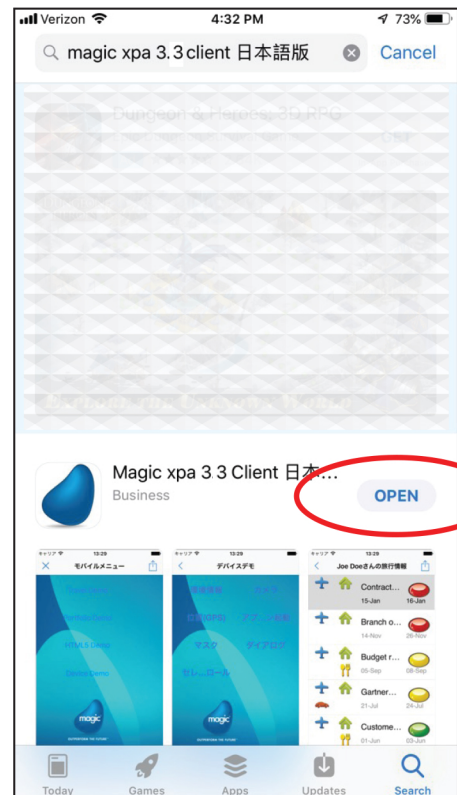
- Tap "GET" ³
- Take a few seconds to download



Instructions:

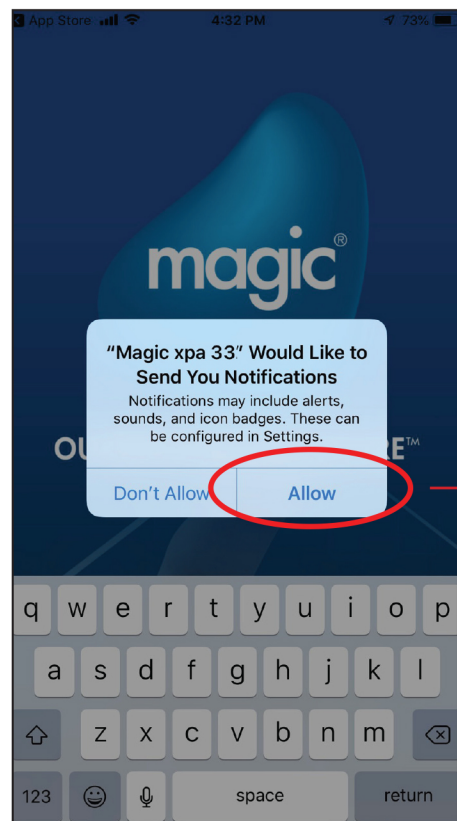
▷ After Download:

- Tap "OPEN" ⁴
- Can also go back to home screen and select the application from there ⁵



▷ Once Application is opened:

- Another window should appear
 - ▶ Select "Allow" for push notifications ⁶



■ iOS Installation Guide

Instructions:

- ▷ Once Selecting Allow:
 - Last window will appear on screen reading, "Please enter the application URL:"
 - input application URL ⁷

- ▷ Enter:
 - `http://development.healthconnectcore.net/MagicScripts/HCProMobile.txt`

